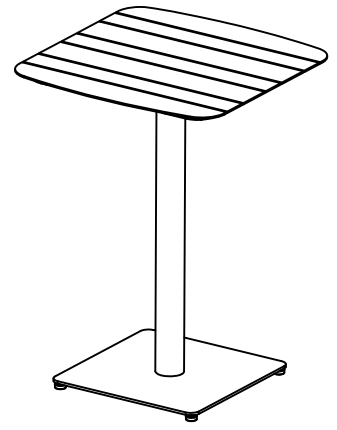




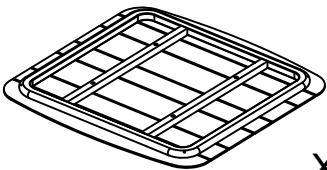
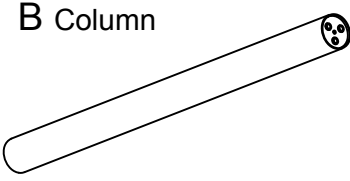
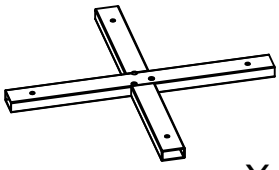
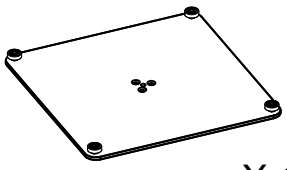
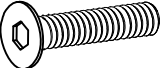
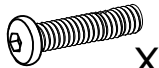




CORSICA

Assembly Instructions Antibes Bar Table

Before assembly please check you have all parts listed below.
Please assemble on a clean and flat surface, such as carpet or cardboard to prevent scratches
(do not assemble on your floor). PLEASE NOTE: We've tried to make this table as easy to assemble as possible.
In the unlikely event you have problems putting it together or missing pieces, please contact us. Details below.

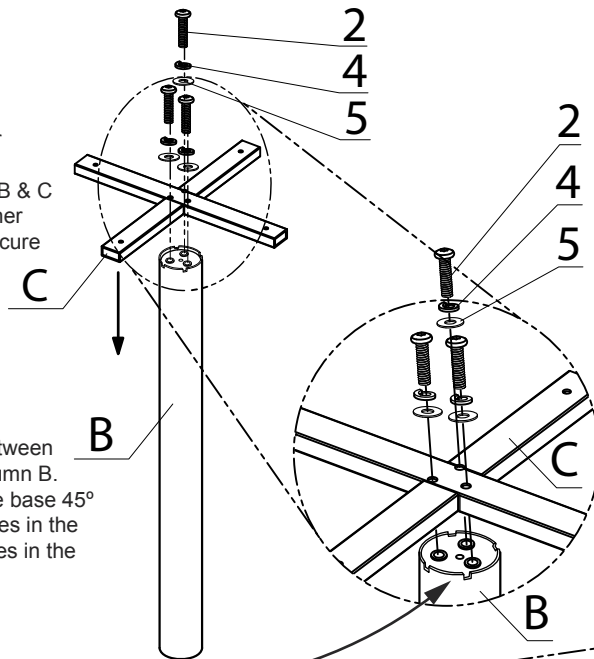


PARTS LIST

A Table Top  X 1	B Column  X 1	C Cross  X 1	D Base Plate  X 1		
1 Screw M8 X 30mm  X 3 Chairforce code: SCREW-FC15-HEXCSM8X35PACK3	2 Screw M8 X 45mm  X 3 Chairforce code: SCREW-FC15-HEXM8x45PACK4	3 Screw M6 X 35mm  X 4 Chairforce code: SCREW-FC15-HEXM6X35PACK3	4 Spring Washer  X 3 Chairforce code: SCREW-FC15-SPRINGWASHER	5 Washer  X 3 Chairforce code: SCREW-FC15-WASHER	6 Allen Key  X 1 Chairforce code: SCREW-FC15-HEXWRENCH

STEP 1

You will need:
parts B & C
part no. 2 M8 X 45mm
part no. 4 spring washer
part no. 5 washer
a. Align screw holes on B & C
b. Use M8 screws, washer and spring washer to secure



NOTE:

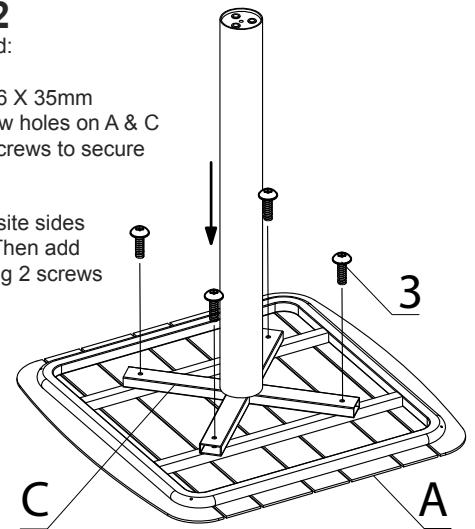
The Cross C, will fit inbetween the 4 notches in the Column B.
You may need to turn the base 45° or flip it over until the holes in the base line up with the holes in the column.

STEP 2

You will need:
part A
part no. 3 M6 X 35mm
a. Align screw holes on A & C
b. Use M6 screws to secure

NOTE:

Screw opposite sides LOOSELY. Then add the remaining 2 screws and tighten.

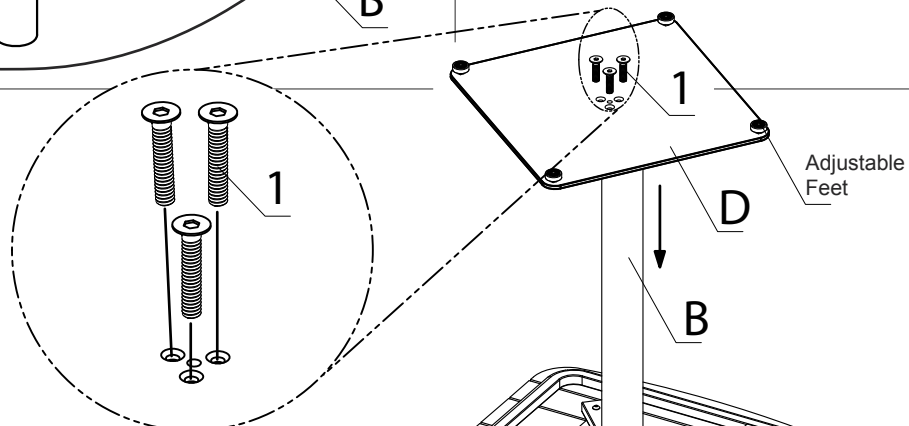


STEP 3

You will need:
part D
part no. 1 M8 X 30mm
a. Align screw holes D & B
b. Use M8 screws to secure

NOTE:

There are 2 notches in the Base Plate that the Column fits into.



Exclusively distributed in AU and NZ by Chairforce.

Thank you for your purchase. To learn more about our products please visit www.chairforce.com.au and www.chairforce.co.nz

AU: Call: 08 9436 8570

Email: customercare@brayco.com.au

NZ: Call: 09 271 5000

Email: sales@chairforce.co.nz



Please recycle these instructions