








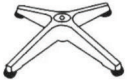

Assembly Instructions For Adan Table Base

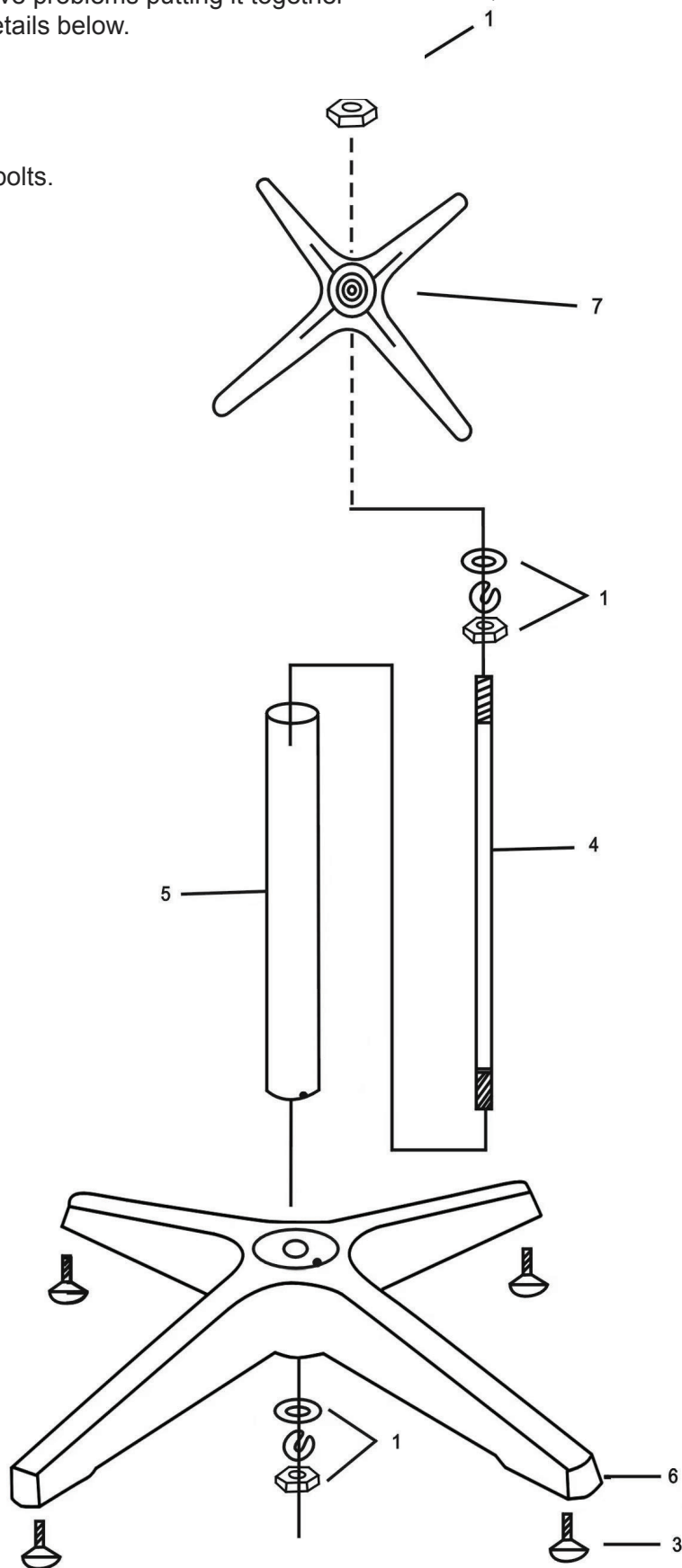
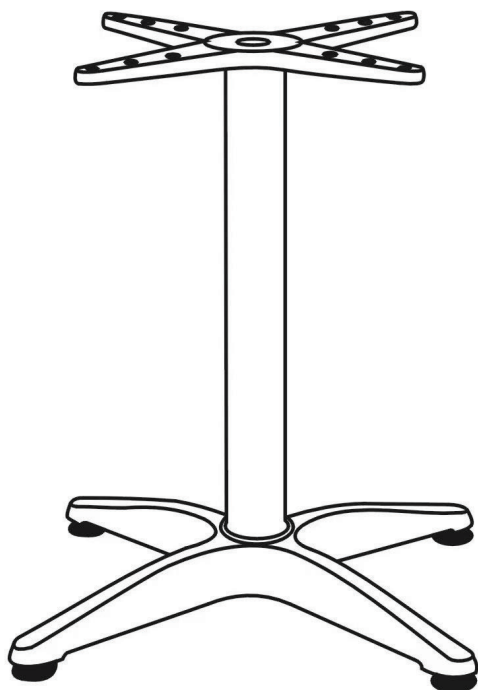


Supplied by Chairforce.com.au

Before assembly please check you have all parts listed below.
 PLEASE NOTE: We've tried to make this base as easy to assemble as possible. In the unlikely event you have problems putting it together or missing pieces, please contact us. Details below.

PLEASE NOTE:
 You will need a socket set to tighten all bolts.

NO	PART	QTY
1		3
		2
		2
2		1
3		4
4		1
5		1
6		1
7		1



Thank you for your purchase.

To learn more about our products please visit www.chairforce.com.au and www.chairforce.co.nz

AU: Call: 08 9436 8570 Email: customer@brayco.com.au

NZ: Call: 09 271 5000 Email: sales@chairforce.co.nz